

How to connect to HIVE

First you will need to make sure you have registered for MFA. You can do this from the HUB under ICT Services > HIVE MFA Instructions.

You will need a smartphone or other mobile device to be able to register.

Next you must ensure your device has a suitable remote desktop client.

Windows 10

Already installed

IOS (Iphones and Ipads) (requires iOS13)

<https://apps.apple.com/gb/app/microsoft-remote-desktop><https://p/id714464092>

MacOS (Desktop Mac)

<https://apps.apple.com/gb/app/microsoft-remote-desktop-10/id1295203466?mt=12>

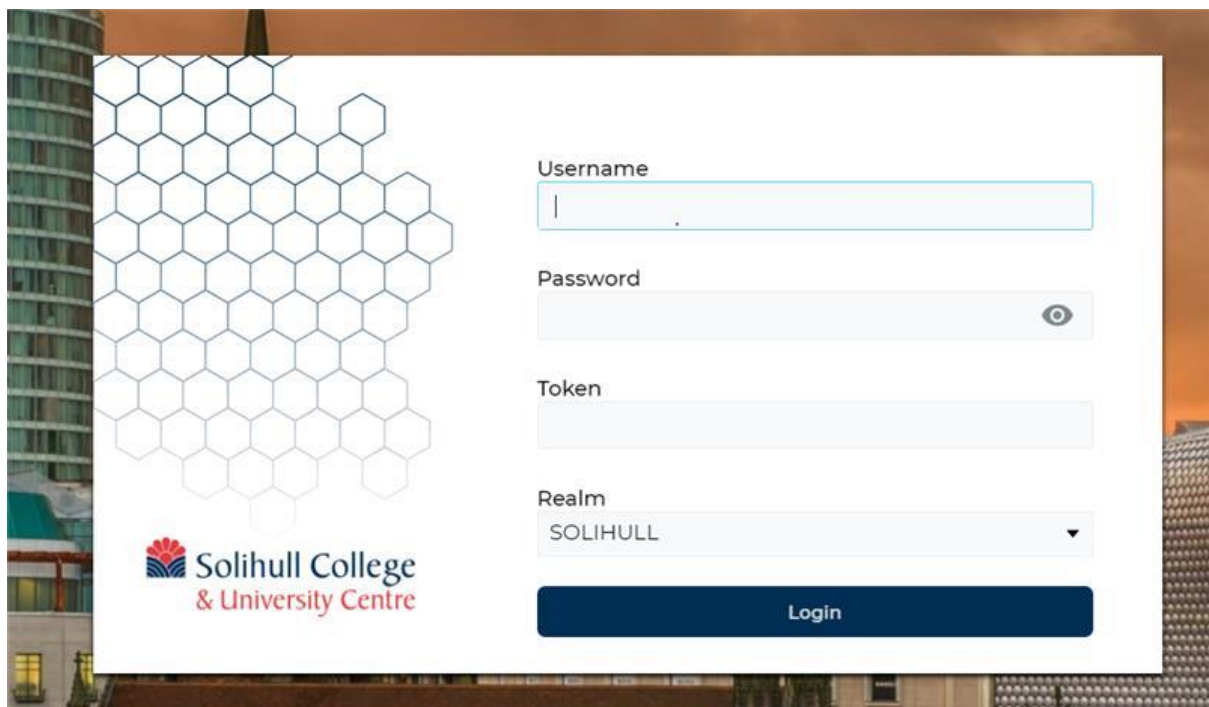
Android (Phones and Tablets)

https://play.google.com/store/apps/details?id=com.microsoft.rdc.android&hl=en_GB

Once you have a client installed Browse go to

<https://hive.solihull.ac.uk/remote>

Login with your college details (firstname.lastname and your usual password) and you will be presented with:



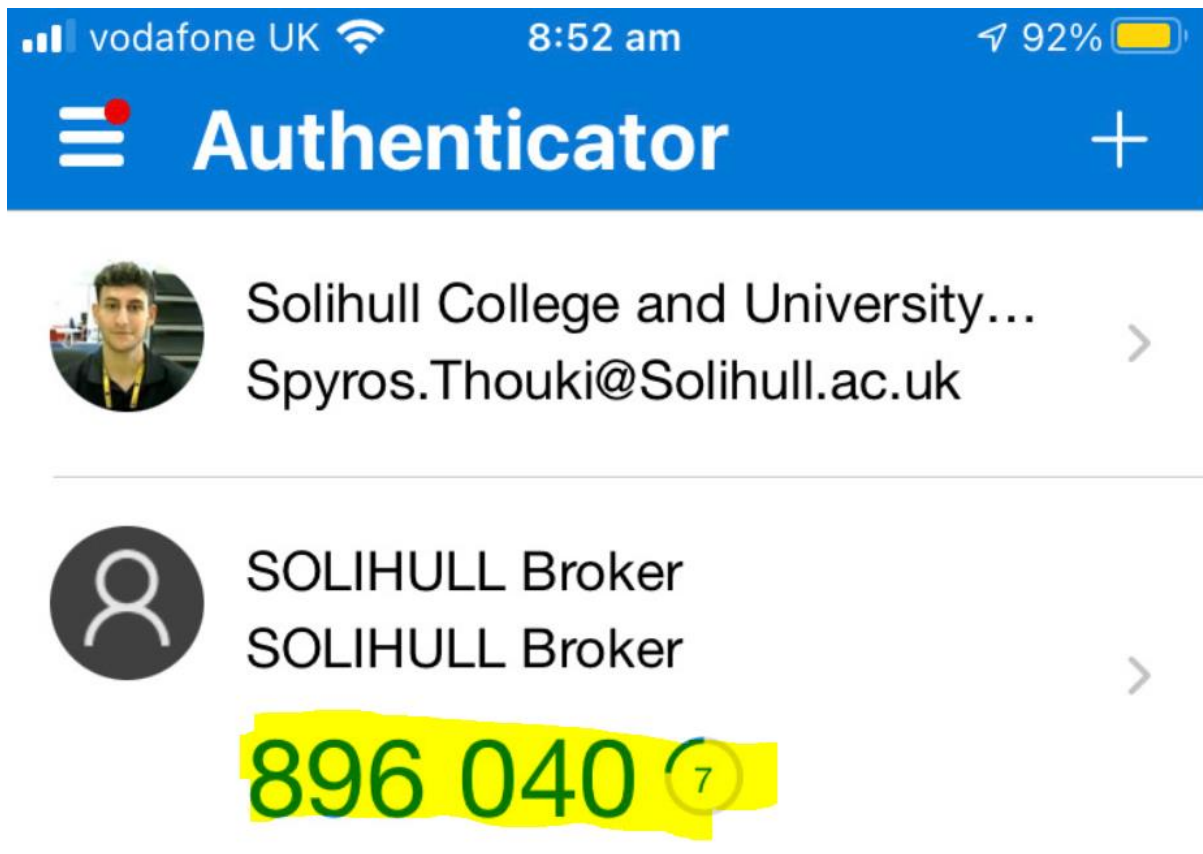
The screenshot shows a login interface for Solihull College & University Centre. On the left, there is a large graphic of a honeycomb or hexagonal pattern. Below this pattern is the college's logo, which consists of a stylized red and blue flower-like shape next to the text "Solihull College & University Centre". On the right side of the interface, there is a login form with the following fields:

- Username**: A text input field with a vertical cursor.
- Password**: A text input field with a toggle icon (an eye) on the right side.
- Token**: A text input field.
- Realm**: A dropdown menu currently showing "SOLIHULL".

At the bottom of the form is a dark blue button labeled "Login".

You'll then need the Token from your smartphone/mobile device.

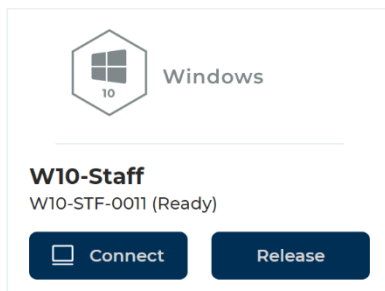
The Token can be found within the Microsoft Authenticator application under "SOLIHULL Broker"



Once you have entered your username, password and token, you will be presented with the desktops available to you.

GUEST ASSIGNMENTS *1 total*

Settings



Click on connect and once the download has finished you should be able to access your remote desktop. This is the same as before the new MFA requirements.

N.B. The downloaded file does expire so you will need to go back to the website each time you connect.

Tip : You may have to click on "Open With" and choose "Remote Desktop Connection"